

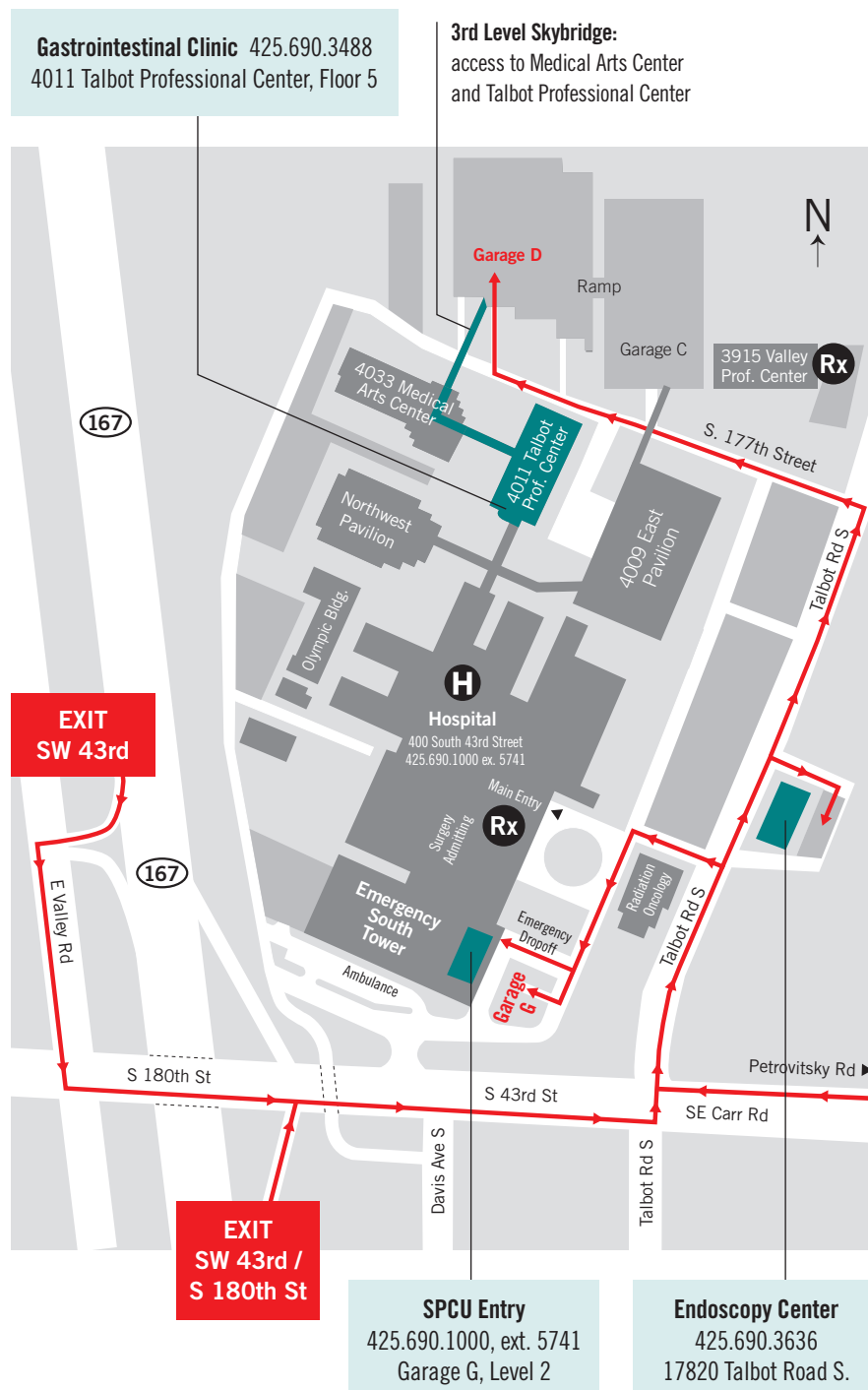
# CHECKING-IN

## for Your Appointment

UW Medicine

VALLEY  
MEDICAL CENTER

We look forward to giving you the best possible care while at Valley Medical Center. **Please bring this instruction flyer with you so you know the easiest place to park and where to check-in.**



### Entering Valley's Campus

- **Eastbound 180th/S 43rd St:** Turn left on Talbot Road, then 1st left into hospital entry.
- **Westbound SE Carr Road:** turn right on Talbot Road, then 1st left into hospital entry.
- **For Endoscopy Center:** it's across the street from the main hospital at 17820 Talbot Road S.
- **For Gastrointestinal Clinic:** from Talbot Road, turn into north campus entrance at traffic light, S. 177th St.

### Where to Park/Drop Off

Unless otherwise instructed, for Special Procedure Care Unit, please:

- Park in South Tower, Garage G, Level 2. Parking is free.
- From Level 2 parking, enter Special Procedure Care Unit reception area near South Entrance. Check in at SPCU.
- Access van drop off location is at the Emergency Dropoff doors. Using the elevators next to Prescription Pad South pharmacy, go to floor 2. Check in at SPCU.

### Endoscopy:

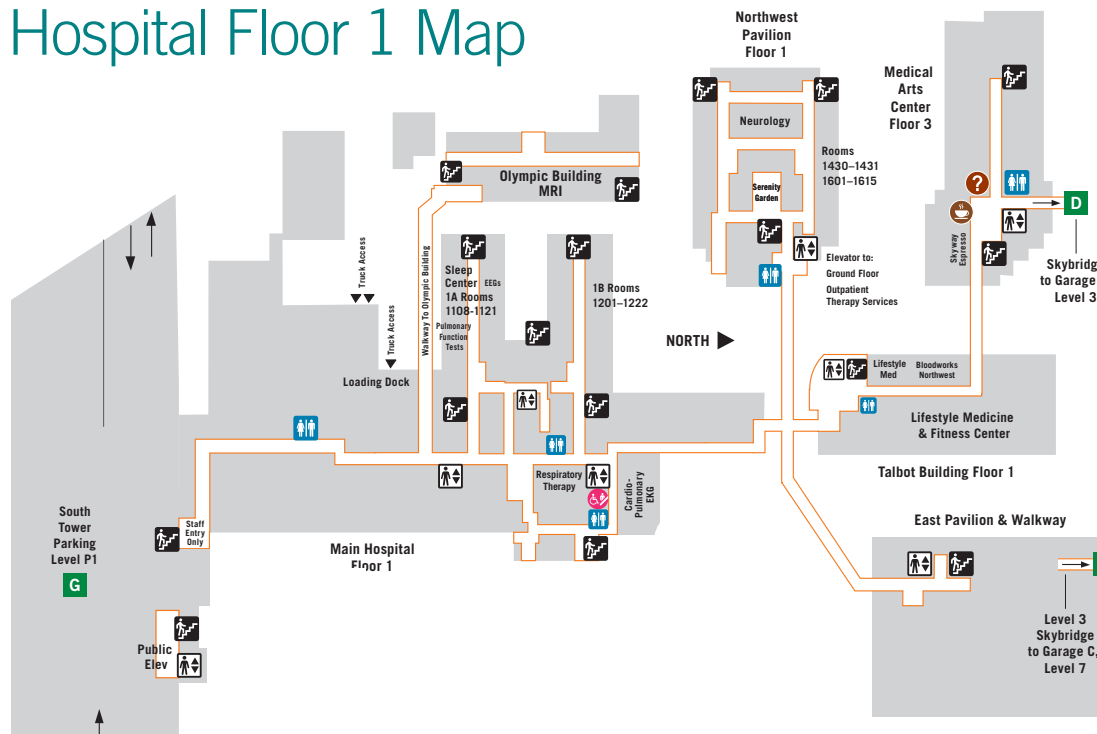
- **For procedures at the Endoscopy Center** (across the street from the hospital), free parking is behind the Center. Check in at the Center's front desk.
- **For hospital procedures,** park in South Tower, Garage G, Level 2. Parking is free.
- From Level 2 parking, enter Special Procedure Care Unit reception area near South Entrance. Check in at SPCU.
- Access van drop off location is at the Emergency Dropoff doors. Using the elevators next to Prescription Pad South pharmacy, go to floor 2. Check in at SPCU.

### For office visits & follow ups, Gastrointestinal Clinic:

- Park in Garage D. Go through Level 3 skybridge and follow hallway on the left through MAC building into Talbot building. Go past Fitness Center and follow hallway south to Talbot elevator lobby.
- Patient drop-off & disabled parking on east side of Talbot building, Level 2.

(continued on reverse)

# Hospital Floor 1 Map



## Pharmacy Rx

- Prescription Pad North drive thru open M – F, 8 AM – 6 PM; phone 425.690.3551
- Prescription Pad South open daily, 8 AM – 2 AM; phone 425.690.3552

## Cash Machine/ATM

The cash machine is located on the main floor, just outside Trendz Café.

## Internet Access

Valley Medical Center offers a free guest network for all patients and visitors.

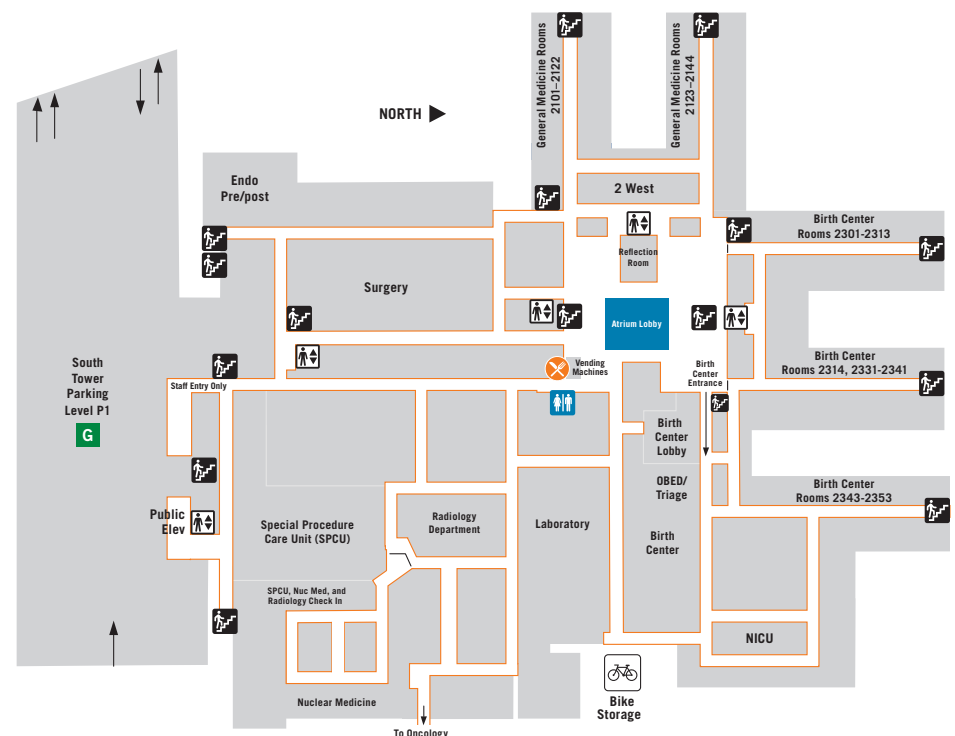
## VMC\_GUEST

Access Code: 4334

# Hospital Floor 2 Map

## Food & Beverages

- ☒ Trendz Café (cafeteria) is located on the main floor of the hospital, open daily, 6:30 AM – 7 PM
- ☒ Vibes Espresso & Deli, next to the cafeteria, open for beverages & snacks M – F, 6 AM – 2 PM
- ☒ Legacy Espresso Bar and vending machines, located in the hallway between the main lobby and Emergency Department, open 24 hours a day; closed for several short breaks at night
- ☒ Skyway Espresso, on Floor 3 of the Medical Arts Center near the skybridge to Garage D, open M – F, 6 AM – 3 PM
- ☒ Vending machines are located on Floor 2 near the center lobby, inside the Birth Center lobby, and in the Legacy Espresso Bar near the Emergency Department, available 24/7



UW Medicine | VALLEY MEDICAL CENTER



Use the Google Translate app for your language